



学年

本科教学质量报告

1991 2011

2015

	7		23		4
2				2	
		1		1	
1			1		8
	1			2	
			1		
271			105		2

28 8

2016 11

2018 5

2017-2018

21.74%

5

21.74%

2

23

11

1

47.82%

4.35%

5

5

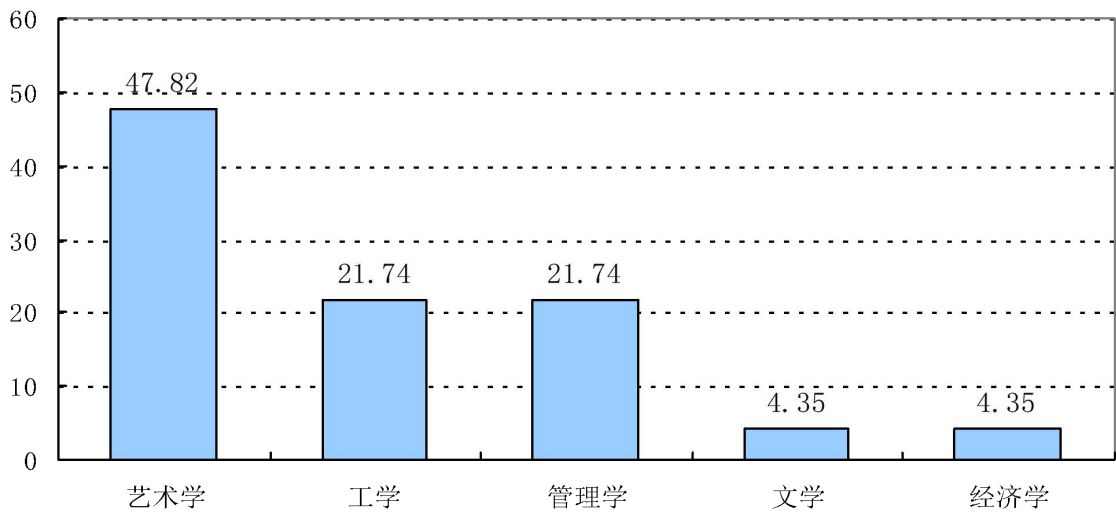
1 4.35%

1

1

1

		1	020401	2012	
		2	050303	2011	
		3	080902	2013	
		4	080905	2018	
		5	081601	2012	
		6	081602	2011	
		7	081604	2016	
			8	120202	2011
			9	120204	2017
10			120205	2017	
		11	120601	2018	
		12	120801	2014	
		13	130301	2011	
		14	130305	2013	
		15	130307	2016	
		16	130309	2016	
		17	130310	2014	
		18	130401	2013	
		19	130502	2011	
		20	130503	2011	
		21	130504	2011	
		22	130505	2011	
		23	130508	2012	



1

12,881

7,454

5,427

57.87%

2

2018

9

30

2

	()												
7,454	5,427	0	0	0	0	0	0	0	0	0	0	0	0

2017-2018

2,482

2,482

71.15%

87.51%

30

26

22

18

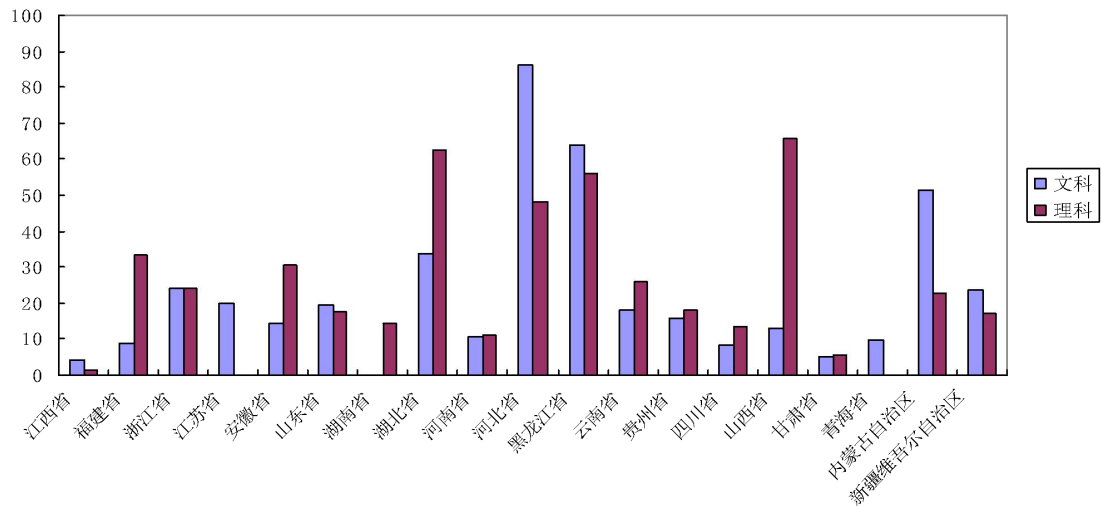
20

23

86.95% 21 18
85.71% 2017 80.77% 4.94
2018 3 2

3 2018

	A	419	281	6	496	447	505	500.3	448.3	510.7
	A	5	2	0	446	378	0	454.6	411.4	0
		0	0	18	0	0	490	0	0	513.9
	A	2	0	0	281	285	0	301	0	0
	A	3	2	0	486	432	0	500.3	462.7	0
		0	0	4	0	0	401	0	0	397
	A	2	2	0	505	435	0	524.6	452.1	0
	A	0	6	0	526	450	0	0	464.2	0
	A	4	2	0	411	375	0	445	437.6	0
	A	4	3	0	436	374	0	446.5	385.3	0
	A	2	2	0	441	358	0	527.1	406.1	0
	A	6	4	0	296	284	0	359.9	339.8	0
	A	18	10	0	490	430	0	508.1	456.1	0
	A	10	10	0	477	379	0	492.6	397.1	0
	A	8	6	0	492	458	0	500.3	471.2	0
	B	2	2	0	363	323	0	376.1	388.6	0
	A	3	9	0	380	370	0	385.3	375.7	0
	A	2	0	0	377	334	0	386.6	0	0
	A	2	1	0	355	335	0	327.5	284	0
	A	4	2	0	372	341	0	423.5	363.5	0
	A	3	2	0	372	341	0	395.4	358.1	0



2

658

162

1.

42

6.38%

172

26.14%

32.52%

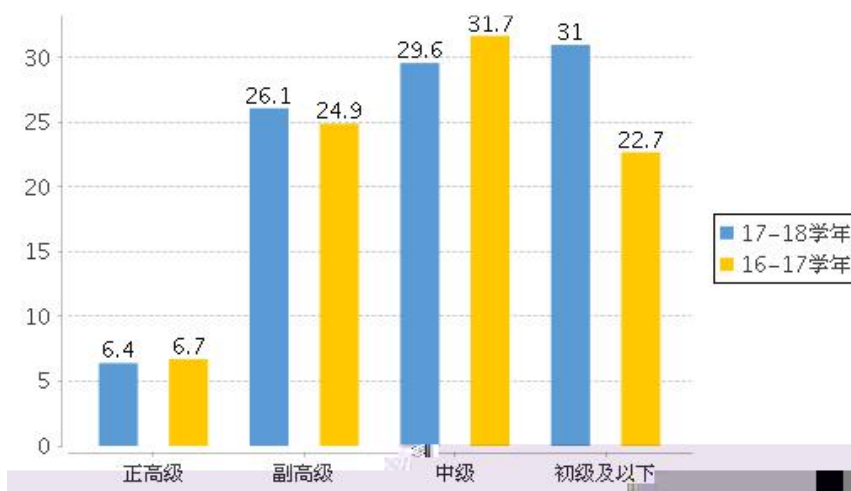
195

29.64%

50

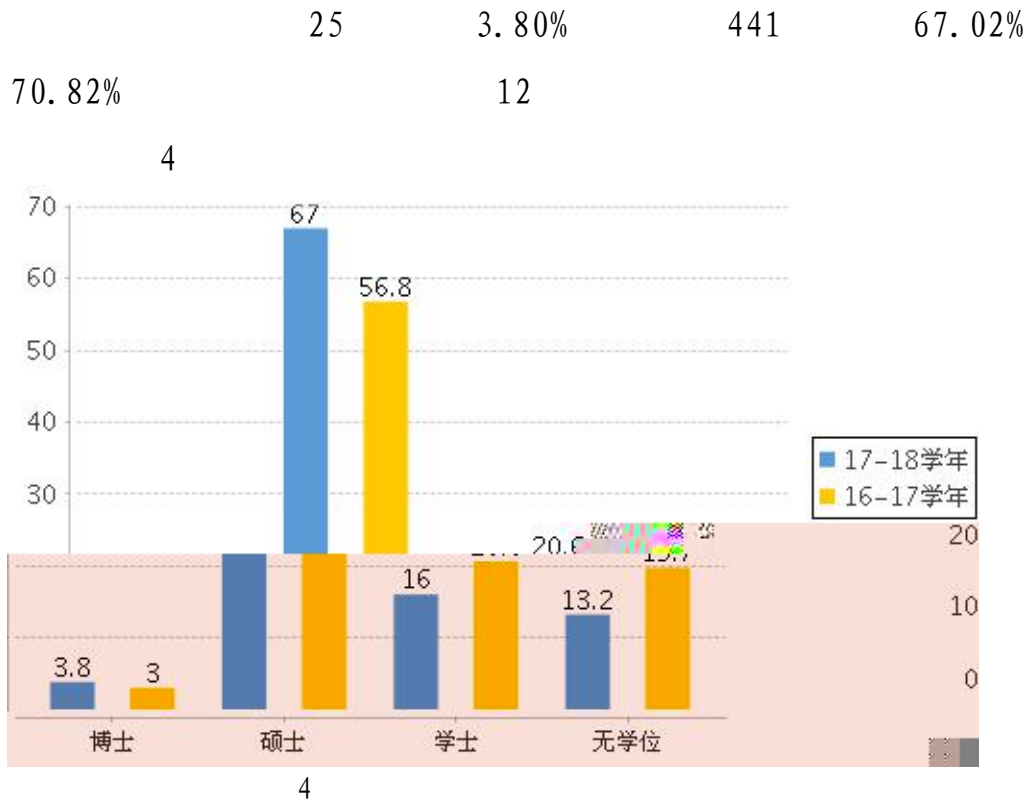
7.60%

3

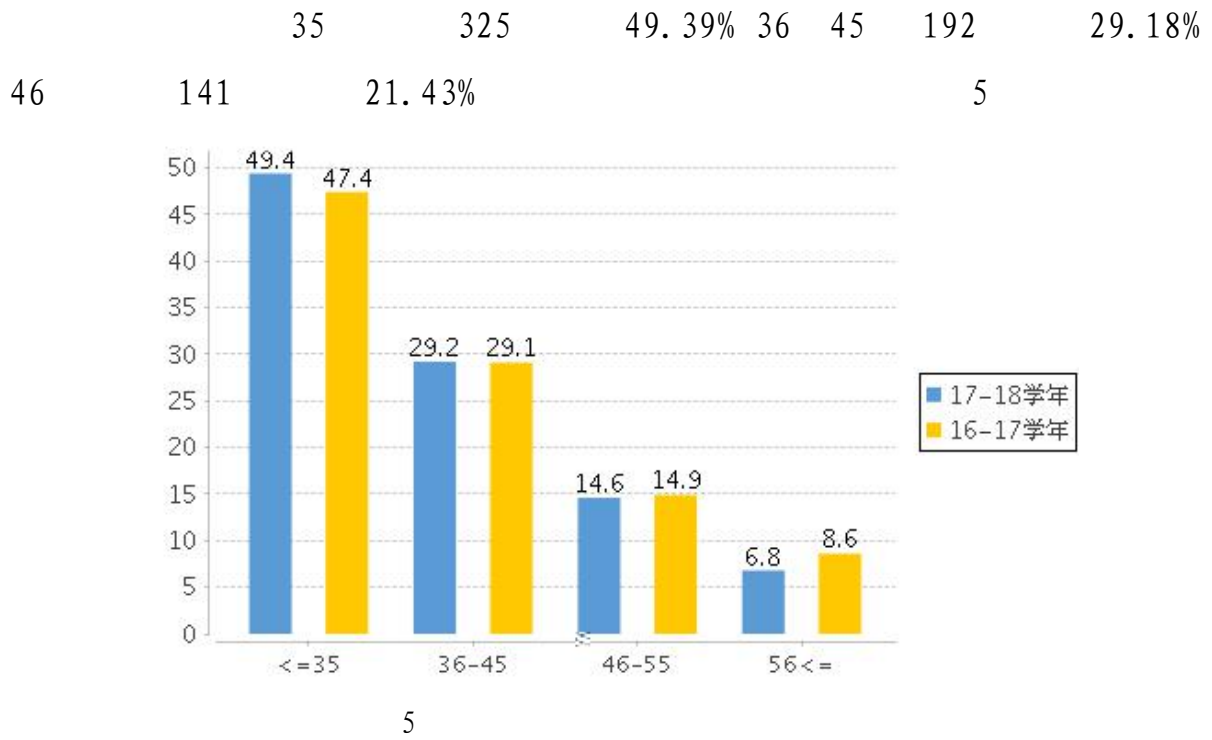


3

2.



3.



4.

658	650	98.78%	26
-----	-----	--------	----

3.95%

4

4

		658	/	162	/
		42	6.38	1	0.62
		42	6.38	0	0
		172	26.14	21	12.96
		162	24.62	6	3.7
		195	29.64	58	35.8
		188	28.57	27	16.67
		50	7.6	17	10.49
		45	6.84	10	6.17
		199	30.24	65	40.12
		25	3.8	4	2.47
		441	67.02	44	27.16
		105	15.96	65	40.12
		87	13.22	49	30.25
	35	325	49.39	80	49.38
	36-45	192	29.18	37	22.84
	46-55	96	14.59	26	16.05
	56	45	6.84	19	11.73

658

162

739

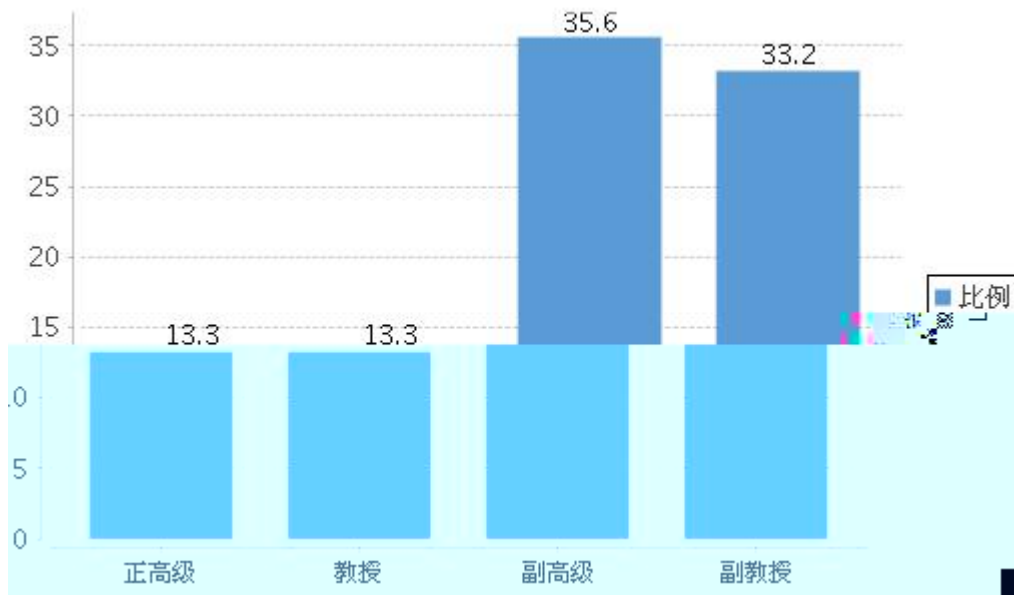
17.43:1

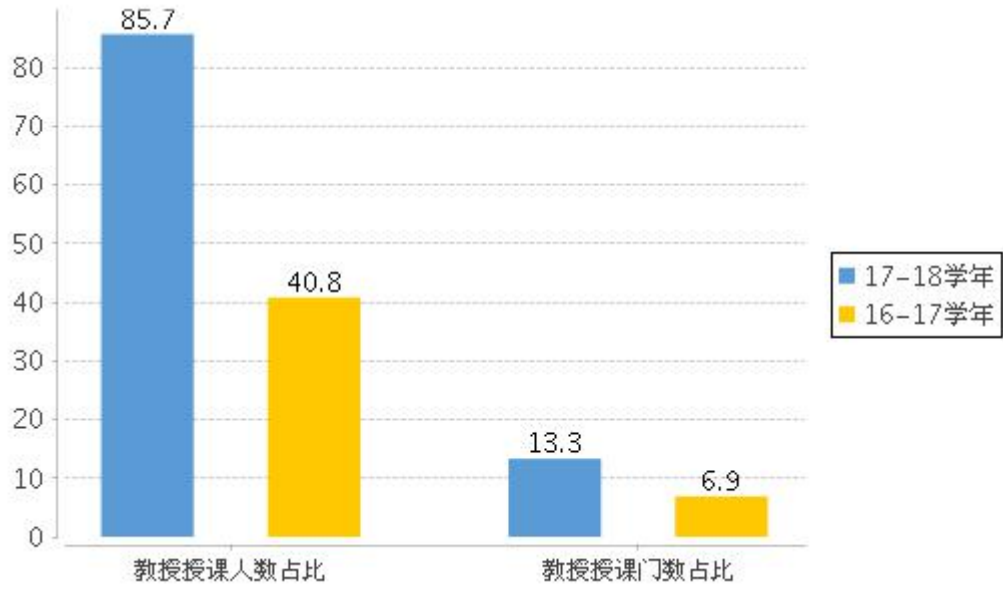
5

5

	658	162	739	17.43
	671	166	754	17.72

		353	45.49%
998	43.22%		
		103	13.27%
283	12.26%		
103	13.27%	283	
12.26%			
		276	35.57%
718	31.1%		
258	33.25%	692	
29.97%			
		42	85.71%
49			
	2		100%
		18	
42.86%		84	
	47.73%		

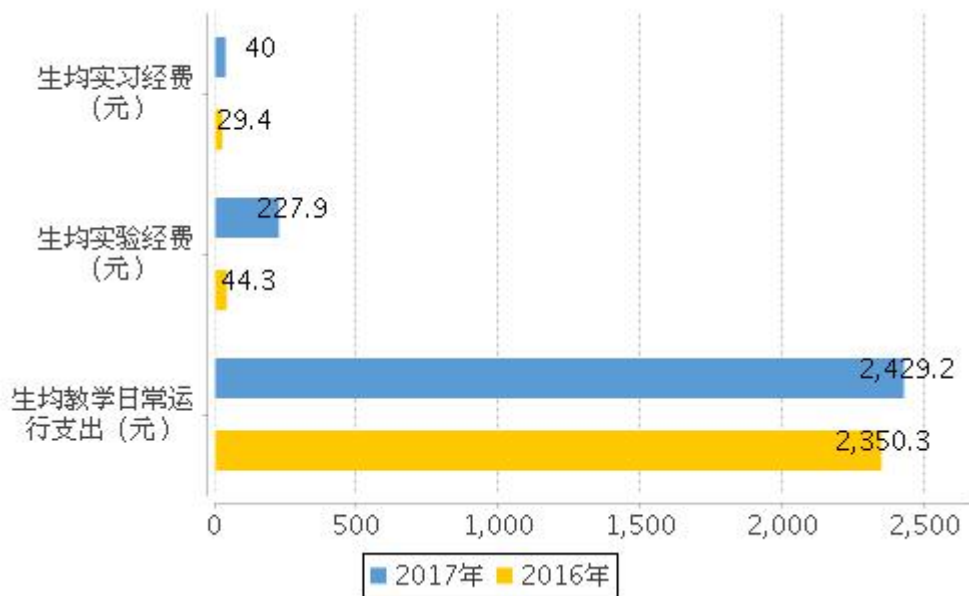




7

2017 1 541.85 , 3, 129.06 2, 429.21
169.87 29.82

8



8

2017-2018 537,856.70² 41.76²
 490 327.18² 309,164.77² 24.00²
 58,703.48² 4.56² 6

6

	537,856.7	41.76
	490,327.18	38.07
	97,722	7.59
	309,164.8	24
	58,703.48	4.56
	139,043.5	10.79
	84,404.01	6.55
	75,935.53	5.9

2.

1 26,095.21² 2,823
 1,271,482 195,160
 98.71 1,880,184 18

3.

2017-2018 1,207.60
 8,472.77 6,577.73

8,472.77 0.66

1,207.6

16.62%

7,577 5,790.95

10 32 1,251.41

7,454 7,768.92

4.

10

5,100

10,000M

70GB

740M

22
22
100.00%
4
18.18%

7

7

	---	---	---		---	---	---
	78.82	21.18	34.71		77.43	22.57	40.12
	---	---	---		---	---	---
	---	---	---		---	---	---
	77.65	22.35	36.47		77.72	22.28	35.95
	---	---	---		77.14	22.86	43.14

2017-2018

A . E
7

--

--

-

2

100

2

66

3

89

3

,

2018

+!

2017-2018

834

776 2,309

,

(

)

2017-2018

9

9

		%	%	%
30		7.41	55.28	24.1
		14	42.34	28.5
31-60		71.6	39.02	75.6
		58.52	54.01	71.31
61-90		13.58	4.07	0.21
		23.61	3.65	0.06
90		7.41	1.63	0
		3.88	0	0.13

2017-2018

52
5.00%
1
107
20
244
5.00%
1
3,220

2018
29
231
1,370
2018
34.63%
6.86
11

2017
2018
21

9 32 8
33 2
1 1
8 10
+
2018
2017 .
+ 2017
100

2017 12 12
46,727.5

1.

7

9

271

105



2.

2017-2018

7,454

521

14.31:1 5

10

10

10

		020401	327	19	17.21
		050303	202	19	10.63
		080902	324	22	14.73
		080905			
		081601	707	84	8.42
		081602			
		081604			
		120202	700	39	17.94
		120204			
		120205			
		120601	0	0	0
		120801	240	14	17.14
		130301	1698	102	16.64
		130305			
		130307			
		130309			
		130310			
		130401	18	5	3.6
		130502	3238	218	14.85
		130503			
		130504			
		130505			
		130508			

1.

- - -

2.

751D A K

2015-2018

2017

2018

10



10 2018

2010 2020

1.

2.

3.

4.

60%

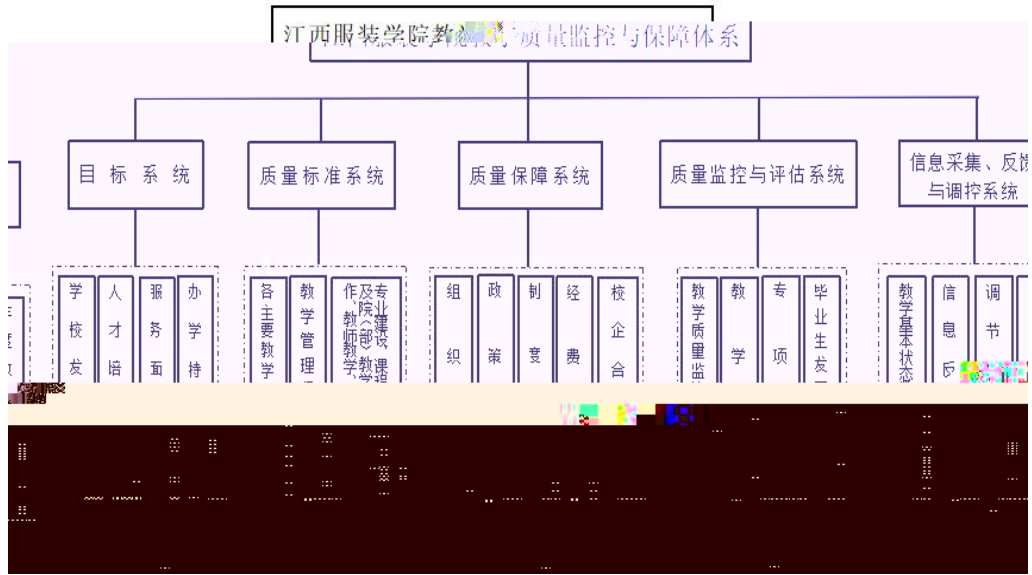
5.

2017-2018

,

1.

2017



24 2017-2018
1,700 80
11 60
2) 3 2
800 3,000 221

2017-2018

1,382

100

2017-2018

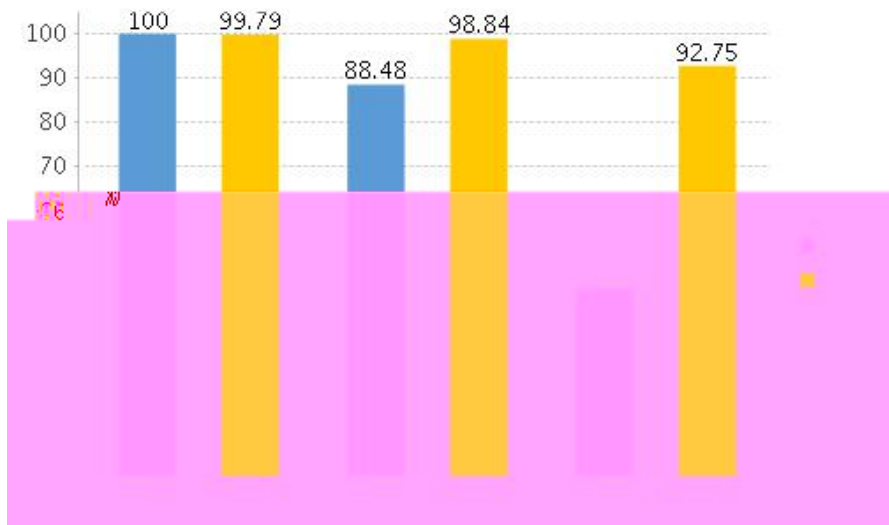
16

3

100%
88.48%
42.39%

99.79%
98.84%
92.75%

12

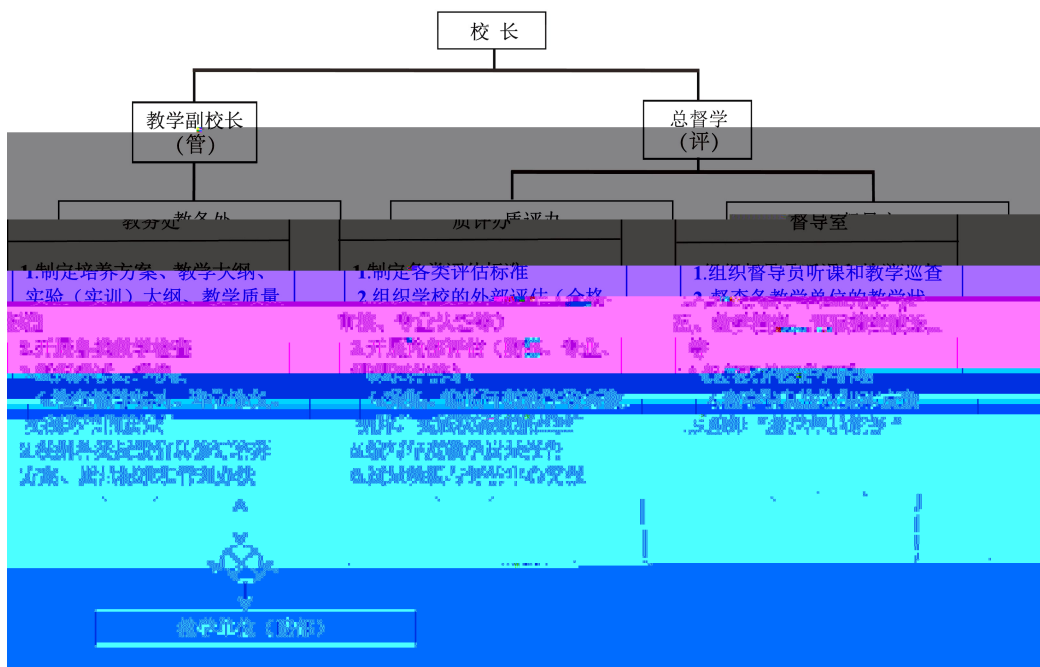


1.

2017

2.

1.



2.


2 3283

96.57%


85.79%

3283

93.57%




2018
98.43%



1,401
1,364



1,379
98.91%



94.82%

94.25%

96.55%

7

27

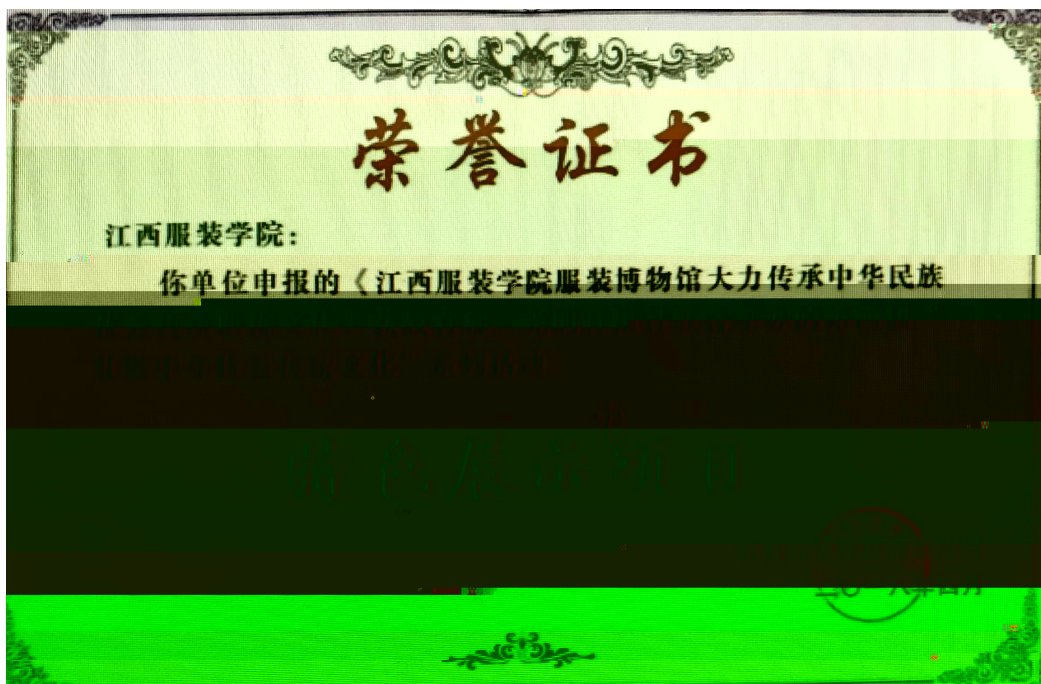
8

4,500

56

70

30



14

4

32

2

5

4

11

10

200

2000

100

2015 -2018

2018 5 17

54

3

2014

2017 5

3

2.

1

2

1.

1

2

3

2.

1

2

3